

THE

DISTRIBUTOR


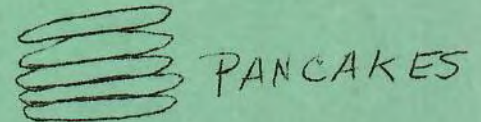
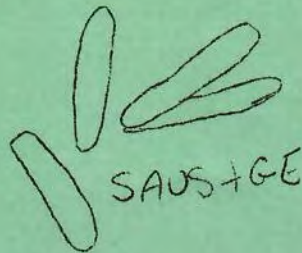

Chapter Newspapers



Volume 12
Issue 3

EDITOR: Pam Heiland
March, 1971

THEY'RE ALL HEADED
FOR A "HEAVENLY"
BREAKFAST AT
HART PARK IN
ORANGE COUNTY



ADULTS:
\$1.25

KIDS:
75¢

MARCH MEETING

DATE: March 11, 1971
 TIME: 7:30 PM
 PLACE: Izaak Walton Club House
 PROGRAM: Our Technical Advisor advised me that this month he hopes to have a man from the Eskimo Radiator Co. come out and talk to us about Model A radiators and related subjects, so bring your pencil and note paper and you may learn something!!!

* * * *

CALENDAR FOR MARCH

March 6: Meeting of the Queen Mary Chapter at Buz and Virginia Pearman's. 10001 Frontage Road, Southgate. The meeting starts at 7:30.

March 14: Pomona Chapter's semi-annual car show and swap meet at the Pomona Fair Grounds. This is a good meet and deserves our support. We always have a big crowd from Pomona at our events.

March 21: HERE COMES ONE OF THE BIG ONES!! It's time once again for our Annual Spring Pancake Breakfast here in Orange County. This event involves lots of hard work so lets all pitch in and help. The more workers we have, the less work there is for each individual to do. Bill Vaughn will be asking for volunteers at the March meeting so don't forget that you have arms. When someone asks for a volunteer, stick one of those arms up in the air!

MARCH 17: HAPPY ST. PATRICK'S DAY!

* * * *

CONGRATULATIONS!

... To Miss Dawn Marie Elliott (daughter of Karl and Jo Ellen) who was crowned Queen of the Orange County Baby Pageant in her age group. The contest was sponsored by the Navy Mothers who must be pretty smart since they picked one of the cutest kids in Orange County for their Queen!!!

* * * *

SHAME ON YOUSE IF YOU DIDN'T PAY YOUR DUES!!!

Our Congratulations and Best Wishes to the following people who were recently elected as our National Board for this year.

- Dan Nowlin, President
- Merle Smith, Vice President
- John Tremblo, Secretary
- Clyde Pearman, Treasurer
- Allen Kelman, Technical Secretary
- Rom Poston, Chapter Coordinator
- John Kadon, Publicity Director
- Bob White, Membership Chariman
- Bill Lloyd, Publications Director

Also a BIG thank you to Annabelle Pope, Executive Secretary, and Vivian Payton, Assistant Treasurer for the tremendous amount of work they do for the National Club.

* * * *

And "A"-way we go. . .
by Bill Vaughn

To begin with, I would like to thank all the members, guests and friends who took the tour to Movieland Cars of the Stars. Also, a great big thank you to Jack and Bobbie Roggenbuck for their hospitality after the tour. Speaking for the whole club, a wonderful time was had by all.

Our next big club event will be our Spring breakfast on Sunday, March 21st at W.O. Hart Park in Orange. This is one of the events that helps finance our Roundup in October, so bring all your friends and relatives. A good way for you new members to get acquainted is to volunteer your services. More details at the next meeting on this event. We have a new price this year. Adults will be \$1.25, and children will remain at 75¢. We will also have milk for those who prefer it. A door prize (imaginary door, that is) will also be given away.

Don't forget the Orange County Model T Club swap moot on Sunday, May 2nd at the Santa Ana Bowl parking lot at Flower and Civic Center Drive (formerly 8th St.) See you there!

* * * *

Board Meeting Minutes - February 25, 1971

Meeting was called to order by President, Larry Boef. Treasurer, Vivian Payton reported a balance on hand of \$950.22. Activities Chariman, Bill Vaughn said our campout on June 19 and 20 will be at Elfin Forest. The camp ground is about a 1½ hour drive. Bill also said our swapmoot will be at the Movieworld Cars of the Stars on May 9. President Boef said to start thinking about

Board Meeting Minutes, con't.

things for the Goody bags for this year's Roundup.

Doc Sale, Technical Advisor, said we will possibly have a man from a radiator shop come and talk on the Model A radiator and heating problems at the next membership meeting.

Beverly Marsh reported we will probably have our Christmas party at the Newport Elks Club. A motion was made and seconded for a \$50.00 minimum to be maintained for buying door prizes and for giving change at meetings. All receipts and profits or deficit will be reported to the Treasurer who will record them in our books.

The next board meeting will be at the Sale's. There being no further business the meeting was adjourned.

Respectfully submitted,
Karl Elliott, Secretary

* * * *

Up Your Exhaust Pipe
by Doc Sale

The diagnosis for this month's problem is easily made when you walk out to the garage to get into a Model A and find water trickling down the driveway and out into the street. You open the hood and discover that not only is your water pump leaking (as usual) but there is a crack in the head and several holes in the radiator. With the car show and swap meet in less than two hours, how can you get on the road in time????? That's right!!! -- radiator stop leak, but what type should you buy?

Since the day the first radiator started leaking that has been a common question. Around the turn of the century and until the twenties raw ground tobacco, flour, and chili powder were used, either separately or in combination. Today more refined types of "swelling agents" are used. These contain either soy bean residue, ground walnut shells, flax or asbestos along with adhesives such as a sodium silicate base.

Selective utilization of the above products may be employed using the asbestos containing product for block or head leaks that may be subjected to great amounts of heat and using the other swelling agents for radiator and hose leaks.

Eskimo brand L-20 contains a multitude of minute asbestos fibers impregnated with liquid sealer. The fiber and sealer float into cracks and leaks to weave a mat which fills the leaks and as the sealer component concentrates and dries it binds the asbestos into a solid mat much like a tough porcelain-like repair.

~~Eskimo brand L-20 is an internal~~
external seepage sealer and contains an adhesive and surface-active agent to penetrate cracks, crevices, and microscopic holes. This will stop internal seepage and dry up external weeping.

Keep in mind, however, that these are all temporary methods for postponing the inevitable removal, cleaning, rodding and soldering.

THE PHYSIOLOGY OF YOUR RADIATOR

* * * *

IT'S A FACT!!!

The job of keeping the Ford River Rouge plant in Dearborn clean wears out 7,000 mops a month!!!

* * * *

CARS OF THE STARS
by the McNabbs

On February 14, Valentines Day, the local chapter, members and friends, joined in one of the most "fun" tours of the year. Nineteen Model A's and approximately seventy-five people arrived at MOVIEWORLD Cars of the Stars at 2:00 PM, Sun. afternoon, in response to an invitation from one of the museum's representatives who visited the club in Jan.

Once inside, the group dispersed to see either the Cars of the Stars or Planes of Fame, some visiting both sections. The lobby area had much to offer also. In addition to a snack bar and plenty of seats for resting, the large entry section had on sale every conceivable automobile model, as well as other models, posters and books on automobiles planes and movies. Depicted overhead were all of the Academy Award winning movies, actors and actresses from 1929 to the present.

The room most of us visited had on display approximately 120 automobiles which ranged from super-modern creations by auto-designer Ed "Big Daddy" Roth to vintage autos classics and specialty cars, most of which have been used in movies or T.V., or have been owned by movie personalities.

It was of interest to note there were sixteen Fords out of a hundred and twenty autos in the constantly changing display, which certainly showed that the curator knows his values.

The autos ranged from large and special makes such as the Maybach, built and powered by the Graf Zeppelin Co. to a plain but immaculate 1936 Ford roadster. Other cars of interest were a Lincoln phaeton owned by the 1930's gangster Bugs Moran, Nanny and the Professor's Deluxe "A" phaeton and Fatty Arbuckle's specially-built Pierce Arrow.

(Cars of Stars, continued)

One of the main attractions is always the array of vehicles from the movie, "The Great Race", featuring Professor Fate's Hannibal 8, his submarine, rocket and air-cycle. Another attraction is Ed "Big Daddy" Roth's collection of "California Cool" customs.

Many members took advantage of the opportunity to "talk cars". President Larry Boef was heard to say, "See, I'm not the only one with fiber glass fenders." Maynard Grunklee was observed sketching plans for a super surf wagon he will be driving soon, and Doc Sale was seen examining a plaster cast which showed some of the "bare facts" of movie anatomy, while others were intrigued by the "Illustrated Man" figure.

Following the MovieWorld tour, everyone was invited to a party at the Roggenbuck's home in Anaheim, where some of us stood at the bar and swapped automotive lies. The Roggenbucks are to be thanked for a delicious buffet and fine hospitality. (Thank you Dick and Diane for such a fine article! The Ed.).

* * * *

NEWS OF MEMBERS

Just received word from Steve Sebastian who is all settled in his new home (with the U.S. Navy). He said he won't object if any of you want to write so get out those pens and get busy. His address is:

S. M. Sebastian D 81 75 48
S. R. Co 044
NTC, RTC
San Diego, Calif. 92133

It sure was good to see Claudia Rymar at the pizza parlor after our last meeting. She spent some time in the hospital not too long ago and that was her first night out. Guess she's back to normal now 'cause she looked her same sparkly self when we saw her.

A BIG CONGRATULATIONS to Lorna and Maynard Grunklee. They just had a 25th wedding anniversary and celebrated by going to Hawaii for a week. We just have one question? How in the world did you stand 25 years with Maynard, Lorna? He! He! Just kidding of course. We hope you have 25 more years (at least) just as good as the first 25.

That's about it for this month. If any of you know any other news, let me know. I'll print anything I can get my hands on!!!!

* * * *

DON'T FORGET OUR SPRING BREAKFAST!!!!!!!!!!!!

BOEF FEET FORWARD
by Larry Boef

And we are moving forward. Our tour for February saw, I believe, the largest number of model A's we have ever had out to a club tour. A special thanks to the Roggenbucks for being the super hosts.

The National President is having a membership drive in April, May and June and will present a trophy personally to the chapter showing the greatest percent of growth during that time. How about it? Shall we show 'em what Orange County can do?

You'll probably read details elsewhere, but I want to personally urge every member that can to join us at our big club campout June 19th and 20th at Elfin Forest near Escondido. We'll have more details later, but save that weekend for Family Fun in the Sun.

At our next meeting we're going to learn all about radiators so come and bring a friend. See you there.

P.S. Don't forget to raise your hand high when Bill Vaughn asks for volunteers for the up and coming pancake breakfast.

* * * *

CLASSIFIED ADS

FOR SALE: Original packing crate for '31 Vicky, subject to completion of restoration, approximately by Idillywild campout, 1981. Call Bill Vaughn!!!

WANTED: Doors for a '28 pickup. Call Tim Parker, 531-8038

WANTED: Information concerning unrestored Model A's. Call Tom, 839-7077

WANTED: '29 radiator shell for a very sedate town sedan that wants to look proud once again! Call Larry Boef, 838-8375

WANTED: Any info on late '31 sport coupe seat riser (it is a ratchet-type set-up) Need for completion. Also need running boards. Call Van Currie, 531-2377

MISCELLANEOUS: Rebuilt shocks - "Don't bounce" Glide over those bumps! RATES TO MEMBERS - Paul Kagel, (213) 425-7793

* * * *

WHIMSY

A reckless driver is one who passes you on the highway in spite of all your car can do! (reprinted from G.R.A.M.P.A. News)

What was Lincoln? . . . A Ford with whickers!!! (reprinted from Mile-Hi Chapter)

!!!!!!SIVKREB FOR HILL S.LI !!!!!

LUBRICATION AND PERIODIC MAINTENANCE - MODEL A FORD
all items are to be lubricated unless otherwise noted

EACH 500 MILES

- inspect radiator hoses
- adjust fan belt
- inspect fan for cracks
- change crankcase oil (if not using filter)
- check fan bearing for looseness (side play)
- test windshield wiper
- check wiper blade rubber

RT & LT EACH 1,000 MILES

- front spindles (upper and lower)
- steering tie-rod
- front brake camshafts
- front spring shackles
- front shock links
- rear shock links
- rear brake camshafts¹
- rear wheel bearings¹
- do all 500 mile items
- test emergency flashers²
- test wheel bearings for looseness, spin³
- tighten accessory mountings (windwings)
- tighten spring U-bolts, front and rear⁴
- tighten all wheel lug nuts
- test lights (head, tail, stop, dash, etc.)
- inspect all engine compartment cotter pins
- inspect all brake system cotter pins
- inspect all steering system cotter pins
- service brake cross shaft
- parking brake cross shaft
- engine control link joints
- wipe out headlight switch
- door dovetails (light coat of vasoline)
- door striker plates (same)
- door latch mechanism and lock (white graphite)

- go over entire fuel system for leaks
- go over entire exhaust system for leaks
- clean distributor cap, lid, rotor, and check each for cracks
- check steering wheel free play (1" max.)
- battery high discharge voltage test⁵
- check battery with electrical tester
- clutch pedal bearing
- brake pedal bearing
- drag link (both ends)
- U-joint
- check lubricant level in differential
- check lubricant level in transmission
- check lubricant level in steering gear
- fan bearing
- water pump bearing
- check for tight electrical connections⁶
- distributor shaft (fill oil)
- distributor cam (very light coating)

1 - rear wheel bearings and rear brake operating shafts must not be overlubricated. These areas, already subject to oil seepage past the axle housing seals, have a tendency to drip lubricant onto brake

- check points gap (.018" to .022")
- check points for pits, misalignment
- remove crank from front of engine
- generator bearings
- clean battery cable clamps and vasoline
- tighten battery ground connection
- oil horn bearings
- clean horn commutator
- clean generator commutator, check brushes
- drain fuel sediment bowl
- clean carburetor filter screen
- oil main throttle shaft (rear of engine)
- door hinge pins (1 drop of light oil)
- hood hooks (same)
- check clutch pedal for 3/4" free play
- check tail lamp lens mounting screws
- test ground wire on all power tools⁷

EACH 2,000 MILES

- do all 500 and 1,000 mile items
- check shock fluid
- inspect starter commutator and brushes
- grease steering gear sector shaft
- examine tires for wear, cracks, damage
- clutch release bearings (under floor board)
- check engine timing⁸
- remove crank from front of engine
- adjust service brakes
- inspect main leaf springs for cracks
- repack upper ends of shock links
- test parking brakes for hold on hill
- drain and flush radiator with clear water⁹

EACH 5,000 MILES

- do all 500 and 1,000 mile items
- check headlight focus and aim
- drain, flush, refill transmission
- same for differential
- tighten engine, chassis, body bolts and nuts
- front wheel bearings: clean, inspect, pack springs¹⁰
- spark plugs: clean and regap (.035")
- give cooling system a chemical flush⁹

EACH 10,000 MILES

- do all previous items
- clean, inspect, pack rear wheel bearings
- inspect and clean rear drums, linings, springs¹⁰
- lubricate speedometer cable
- polish headlight reflectors

2 - this concerns the battery-operated portable red flashers some owners carry for road emergencies.

3 - be sure there is no excessive looseness in the fronts, and no gritty sound or drag in any.

4 - the large U-bolts holding the leaf springs

to the frame cross members should be kept very tight at all times. This is a precaution against crack in the cross members and broken springs.

- 5 - check each cell with a high discharge tester; this shows whether the battery will hold its voltage under actual operating loads.
- 6 - to test for tightness, try to wiggle the connection with your fingers. If it gives tighten it. Check also that the wires are not loose in their crimped-on terminals. Look for frayed or cracked insulation, and for spots where wires rest against metal to cause worn insulation. Open up the junction box and check for these items.
- 7 - this obviously has nothing to do with the Model A, but is a good check for the restorer. Use ohmmeter to see that there is NO resistance between the exterior metal case of the tool and the ground prong of the three-prong plug (with plug pulled out of wall outlet). Even after making this test, the safe practice is never to touch the tool while standing on a damp surface or while touching or standing on any metallic or wet object-as ground circuits within your shop or garage are not always reliable.
- 8 - a very accurate way to see exactly when distributor points open is to hook up a six volt DC voltmeter across the points. With ignition on, the meter needle will jump from zero to about six volts at the instant the points open. When not per-

forming this test, keep ignition switch off, or slip a piece of paper between the points, to keep battery from discharging through the coil primary winding.

- 9 - drain radiator immediately after running engine for about ten minutes, so that sediment and loose scale will be stirred up into the water. Do not pour cold water into a warm engine. If hot water is not available, allow engine to cool completely before refilling.
- 10 - clean every trace of grease from brake drums and brake shoe lining with rags dampened in lacquer thinner. Dry off with clean dry rags. Also remove any excess grease from bearings, bushings, and backing plates, so that none will later drop down onto drums or shoes. With everything sanitary, inspect for scored drums, worn linings, broken springs.

* * * * *

Reprinted from Volume 14,
Issue 4 - The Restorer

One of our members brought this chart to my attention and I thought you might all like a copy to keep in your garage or in the car for handy reference.



a puppy'll eat
anything, but people
like good food and
the place to get good
food is Orange
County's Spring
Breakfast!